



MINERAL EXPLORATION LICENCE: APPLICATION/RENEWAL

USE THIS FORM TO: Apply for a new or subsequent exploration licence, or renew an active exploration licence

Section A: Applicant(s)

	NAME OF COMPANY or INDIVIDUAL	% SHARE		ⓘ List all applicants and their percentage share in the application.
Applicant 1			%	
Applicant 2			%	

Note: Each party must complete a separate copy of the 'applicant details' page attached to this form.

Section B: Application Type

Select one application type

Requested Licence Term

<input type="checkbox"/> New Exploration Licence Application	<input type="checkbox"/> Mineral	<input type="checkbox"/> Opal	ⓘ Tick one box only, and complete all information requested.	
<input type="checkbox"/> Renew an existing Exploration Licence (EL)	EL Number:			
<input type="checkbox"/> Subsequent Exploration Licence application (ELA) over an existing licence (at end of five year term)	EL Number:			
	Years	Area Size:	Km ²	ⓘ Attach relevant trust or holding company documentation. ⓘ Explain difference between new, subsequent and renewal. Signal relevant parts of form depending on type.
<input type="checkbox"/> Yes - Provide Trust name:				
<input type="checkbox"/> Yes - Provide holding company name				

Section C: Location and size

Location

Size

	ⓘ Clearly define the area of the land with as much detail as possible.

New: attach a plan and/or description for defining the area in latitudes and longitudes with coordinates in whole minutes of latitude and longitude, conforming to a north-south, east-west grid (defined in AGD66).

Renewal/subsequent: only attach a plan if the licence area is to be reduced. Show current area and proposed reduced area.

Section D: Exploration Target & Geological Model

Major mineral(s) sought

Provide details of the exploration model for the mineral(s) sought, together with geoscientific reasoning for targeting the area, and an indication of the priority target areas based on existing geoscientific data

	ⓘ Specify mineral name, i.e. "Gold" not "Au". Information may be entered here or attached separately. Max 1000 words (~2 pages) plus any necessary map/s.

All sections are mandatory unless otherwise stipulated

Section E: Proposed Exploration Program

State the **proposed** total expenditure for the requested licence term

Proposed total expenditure for requested term	A\$		<i>i</i> Ensure that amounts provided meet the minimum expenditure requirement.
-------------------------------------------------------------	------------	--	---------------------------------------------------------------------------------

Minimum expenditure requirement is: \$30,000 plus \$97 per km², rounded to the nearest \$5,000, PER YEAR
A Subsequent ELA will be double the prevailing rate for the current licence, unless otherwise agreed with the Delegate

Provide a phased program of exploration with a breakdown of activities and expenditure proposed for the requested term.

Proposed expenditure must meet the minimum expenditure requirements.

At renewal, programs must meet the minimum expenditure requirements plus any shortfall from the previous term.

	<i>i</i> Information may be entered here or attached separately. <i>i</i> Max 1000 words (~2 pages).
--	-------------------------------------------------------------------------------------------------------------

Section F: Financial Capability/Resources

Attach evidence of the financial resources available to the applicant to fund the proposed exploration program.

The information provided in this section must be attached to this application and be in accordance with the published policy found in [Earth Resources Information Sheet M05: Mineral Exploration Licences – General conditions, procedures and information.](#)

Section G: Technical and Operational Capability/Resources

The information provided in this section may be attached to this application and must be in accordance with the published policy found in [Earth Resources Information Sheet M05: Mineral Exploration Licences – General conditions, procedures and information.](#)

	<i>i</i> Information may be entered here or attached separately. <i>i</i> Max 1000 words (~2 pages).
--	-------------------------------------------------------------------------------------------------------------

Section H: Current expenditure obligations on exploration licences in South Australia and Amalgamated Expenditure Arrangements

Provide a summary of expenditure obligations in South Australia, list ELs and/or ELAs

Type	Total Number	Total Area	Total annual expenditure commitment/requirement
ELs		km ²	A\$
ELAs		km ²	A\$

i Fill in all fields of the table.

Attach additional information if required.

Is the EL being managed under an Amalgamated Expenditure Arrangement (AEA)?

<input type="checkbox"/> Yes - (Complete AEA details then skip to section J)	AEA Project Name	
	AEA Expiry Date	
<input type="checkbox"/> No	Go to Section H	

i If this application is part of an AEA then complete these details and **skip to section J.**

All sections are mandatory unless otherwise stipulated

Section I: Past performance and regulatory compliance

List any currently overdue EL reports.

	<input type="checkbox"/> Attach additional information if required.
--	---------------------------------------------------------------------

List any current or previous (within the last 5 years) non-compliance in relation to Departmental Instructions/ Directions/ Orders. Indicate the status of these and rectification timelines.

Section J: EL renewal/subsequent ELA only – review of current licence term

Current EL number

	Term start date		<input type="checkbox"/> Provide information regarding the current EL, to assist with the assessment of your application.
	Term expiry date		
Expenditure commitment (as per Schedule B licence conditions or current memorandum of renewal)	A\$		

Summary of exploration undertaken

Exploration conducted this period

	<input type="checkbox"/> Provide a summary of work undertaken during the current term of the licence. <input type="checkbox"/> Only EL renewals or subsequent ELAs that are not part of an AEA must complete this section. <input type="checkbox"/> Attach additional information if required.				
Actual Expenditure	A\$		Expenditure Shortfall	A\$	
Reasons for any expenditure shortfall					

Area Reductions


Does an area reduction condition apply to the current term if expenditure commitment is not met?

	<input type="checkbox"/> Yes	<input type="checkbox"/> No	<input type="checkbox"/> 25%	<input type="checkbox"/> 50%	<input type="checkbox"/> Refer to Schedule B licence conditions or current memorandum of renewal. Boundaries of the reduced area must not be internally isolated within the EL, and coincide with whole minutes of latitude and longitude. Attach additional information if required.
	Other %				
<input type="checkbox"/> Yes (please attach a map)	Current Area			km ²	
	New Area			km ²	
	Percentage Area Reduction			%	
<input type="checkbox"/> No	Provide justification for deferral of area reduction below				

Do you wish to reduce the licence area?


All sections are mandatory unless otherwise stipulated

Section K: Contact person

Contact name		Position title		<p> Nominate one contact person for this application. May be an authorised agent or tenement manager if written authority is provided.</p> <p>Provide one postal address for all correspondence regarding this application.</p>
Company name				
Postal address				
Suburb/Locality		State	Postcode	
Email				
Telephone				
Do you consent to receiving electronic correspondence from the Department regarding tenement matters?	<input type="checkbox"/> Yes		<input type="checkbox"/> No	

Section L: Declaration that application is complete and accurate

I declare the information provided in this application is complete and accurate.

APPLICANT 1	Individual or Company Representative 1		Individual's Witness or Company Representative 2		<p> Ensure that applicants sign in the correct order, as listed in Section A.</p>
Print Name	1.		2.		
Signature	1.		2.		
APPLICANT 2	Individual or Company Representative 1		Individual's Witness or Company Representative 2		
Print Name	1.		2.		
Signature	1.		2.		



COMPANY: Sign in accordance with the *Corporations Act 2001*. If agent, written authority must be provided.

INDIVIDUAL: Signature must be witnessed by a person who is not a beneficiary of the application (e.g. not a joint applicant).

Please refer to Section M on page 5 for Payment Details

Section M:

New or subsequent ELA – payment details

Fee	Exploration Licence – Application Fee	A\$	 Refer to the current fee schedule for the applicable fee. There is no fee to renew an EL.  CVV Code is the last 3 digits printed in the signature block on the back of the credit card.	
Payment Method	<input type="checkbox"/> Cash - in person only. Do not post. <input type="checkbox"/> Cheque - made out to 'DSD' <input type="checkbox"/> Money Order <input type="checkbox"/> Credit Card - DSD to contact applicant for card details <input type="checkbox"/> Credit Card - details below	OFFICE USE ONLY		
		RECEIPT		
		Card Number		
		Expiry MM/YYYY		CVV Security code
		Cardholder Name		
Cardholder Signature				

All sections are mandatory unless otherwise stipulated



MINERAL EXPLORATION LICENCE: APPLICATION/RENEWAL

USE THIS FORM TO:

Provide the details of a new client, or provide updated details for an existing client. One company or one individual per page only. No joint names.

NOTE: Existing clients – only complete this page if any of your details have changed.

<input type="checkbox"/> New Client <input type="checkbox"/> Existing Client – details have changed	ⓘ Tick one box only. Complete ALL fields below.
--------------------------------------------------------------------------------------------------------	--------------------------------------------------------

Is the client a subsidiary company?

<input type="checkbox"/> Yes - Provide holding company name	ⓘ Ministerial consent is required for Trust applications.
<input type="checkbox"/> Yes - Provide Trust name:	

Is the client acting on behalf of a trust?

Client type:

Company

Company name

ABN

Registered address

Suburb / Locality

			ⓘ If 'Company', provide registered business street address , and either an ABN or ACN. New company clients need to attach a copy of their certificate of business registration.
	ACN		
	State	Postcode	

Individual

Surname

Given names

--	--

Client Contact Details

Postal address is the same as company registered address above

Postal Address

Suburb / Locality

Email

Website

Telephone

Mobile

			ⓘ Provide a postal address if it is different to the registered business street address.
	State	Postcode	

Contact Person for Inquiries

Contact Name

Position

Email

Telephone

Mobile

Do you consent to receiving electronic correspondence from the Department regarding tenement matters?

Yes

No

			ⓘ A contact person must be nominated for each client.

Certified Correct

Name

Signature

	ⓘ May be certified by any appropriate person.

All sections are mandatory unless otherwise stipulated