



**MINERAL EXPLORATION RELEASE AREA (ERA): APPLICATION**  
(defined by s29(9) of the Act as a Corresponding Licence)

**USE THIS FORM TO:** Apply for a published Exploration Release Area (ERA) within the allocated timeframe.

**Section A: Applicant(s)**

	NAME OF COMPANY or INDIVIDUAL	% SHARE		ⓘ List all applicants and percentage share in the application.
			%	
Applicant 1	[[ ]]	[[ ]]	%	
Applicant 2	[[ ]]	[[ ]]	%	

**Application details**

Provide ERA Details	Exploration Release Area (ERA) – reference number *	<b>ERA</b>	[[ ]]	ⓘ Complete all information requested.
	Opening date for applications *	[[ ]]		
	Closing date for applications *	[[ ]]		
Licence term	<b>2 Years (fixed)</b>	Area size	[[ ]]	km <sup>2</sup>

**Section B: Location of application**

Location description	[[ ]]	ⓘ Provide location description (as published with the ERA).
250k Map Sheet/s	[[ ]]	
Plan *	Attach a plan of the ERA area - refer to the Public Notices section of the Department's website and/or SARIG.	

**Section C: Exploration target and geological and mineralisation model(s)**

<p><b>Major mineral(s) sought *</b></p> <p>Provide details of the exploration model for the mineral(s) sought, together with geoscientific reasoning for targeting the area, and an indication of the priority target areas based on existing geoscientific data.</p> <p>Specific criteria to be assessed:</p> <ul style="list-style-type: none"> <li>• Documented regional and local geological context and deposit model</li> <li>• Sufficient discussion/review of currently available geoscientific data</li> <li>• Immediate drill targets identified</li> </ul>	[[ ]]	ⓘ Specify mineral name, ie "Gold" not "Au".  Information may be entered here or attached separately.  Max 1000 words (~2 pages) plus any necessary map/s.
---	-------	---

**Section D: Proposed exploration program (2 years) \***

State the <b>minimum</b> expenditure requirement and the <b>proposed</b> total expenditure for the initial <b>2-year</b> term.	<b>Minimum</b> expenditure requirement for <b>2 year</b> term *	A\$	[[ ]]	ⓘ Ensure that amounts provided are for the <b>2 year</b> term.
	<b>Proposed</b> total expenditure for <b>2 year</b> term *	A\$	[[ ]]	


**\* MANDATORY INFORMATION – must be supplied for the application to be valid**

**Minimum expenditure**

requirement for 2 years is: **(\$30,000 plus \$97 per km<sup>2</sup>, rounded to the nearest \$5,000), MULTIPLIED BY 2. \***

Provide a phased program of exploration with a breakdown of activities and expenditure proposed for the first 2 years of tenure. Proposed expenditure must meet the minimum expenditure requirement for the 2-year term. Specific criteria to be assessed:

- Program is clear logical and achievable with a phased and costed breakdown of activities
- Program is consistent with, and will effectively test the geological model
- Total expenditure commitment for the 2-year period
- Area of ERA covered by proposed exploration plan

 Provide a reasonable level of detail.

Information may be entered here or attached separately.

Max 1000 words (~2 pages).

---

**Section E: Financial Capability/Resources**

**Attach evidence of the financial resources available to the applicant to fund the proposed exploration program.**

The information provided in this section must be attached to this application and be in accordance with the published policy found in [Earth Resources Information Sheet M05: Mineral Exploration Licences – General conditions, procedures and information.](#)

**\* MANDATORY INFORMATION – must be supplied for the application to be valid**

## Section F: Technical and operational capability/resources \*

Provide a statement, and details, of the technical and operational resources available to the applicant to undertake the proposed exploration program and satisfy technical reporting and environmental requirements.

Include the names, qualifications and prior experience of personnel managing and implementing the exploration program. Specific criteria to be assessed:

- Expertise – appropriately qualified and knowledgeable resources to implement the proposed program, including geoscientific, environmental, and social aspects
- Experience – relevant operational experience

<p>[[ ]]</p>	<p><b>i</b> Provide a reasonable level of detail.</p> <p>Information may be entered here or attached separately.</p> <p>Max 1000 words (~2 pages).</p>
--------------	--

## Section G: Current SA exploration licences and applications

Provide a summary of the ELs and EL Applications held or being explored by the applicant within South Australia.

Type	Total Number	Total Area km <sup>2</sup>	Total annual expenditure commitment/requirement	
ELs	[[ ]]	[[ ]]	A\$	[[ ]]
ELAs	[[ ]]	[[ ]]	A\$	[[ ]]

**i** Fill in all fields of the table.

Attach additional information if required.

Provide information on the location of the ERA in relation to existing EL/ELA's held (ie adjacency), and major project areas. Specific criteria to be assessed:

- Tenements and/or major project areas close to or adjacent to the ERA
- Manageability of tenement package, considering current financial and technical capability/resources

<p>[[ ]]</p>	<p><b>i</b> Attach an appropriate map if required.</p>
--------------	--


**\* MANDATORY INFORMATION – must be supplied for the application to be valid**

## Section H: Past performance and regulatory compliance

List any current or previous (within the last 5 years) non-compliance in relation to ERAs or Departmental Instructions/ Directions/ Orders. Indicate the status of these and rectification timelines. List any currently overdue EL reports.

Specific criteria to be assessed:

- ERA compliance – any Departmental enforcement actions undertaken as a result of the applicant not meeting the financial commitment of a previously successful ERA bid
- Departmental Instructions / Directions/ Orders – any previous (last 5 years) or current
- Rectification - timely and efficient rectification of previous non-compliances
- Reporting – any currently overdue reports (including exploration annual technical, surrender or rehabilitation/ compliance reports)


 Provide a reasonable level of detail.

Attach additional information if required.

## Section I: ERA specific criteria

For certain ERAs, the Department may request that additional aspects be specifically addressed as part of the ERA application. For example, this may relate to the location of the ERA in a Park, Aboriginal Land or artesian groundwater basin, or a specific technical aspect considered important by the Department.

The requirement for any ERA specific criteria to be addressed will be indicated at the time of ERA publication.


 Provide a reasonable level of detail if applicable.

Attach additional information if required.


**\* MANDATORY INFORMATION – must be supplied for the application to be valid**

## Section J: Other considerations/comments

Provide any other considerations or comments that may support the application.


<p>[[ ]]</p>	<p> Provide a reasonable level of detail if applicable.</p> <p>Attach additional information if required.</p>
--------------	--

## Section K: Contact person

Contact name	[[ ]]	Position title	[[ ]]	<p> Nominate one contact person for this application. May be an authorised agent or tenement manager if written authority is provided.</p>
Company name	[[ ]]			
Postal address	[[ ]]			
Suburb/Locality	[[ ]]	State	[[ ]]	
Email	[[ ]]			
Telephone	[[ ]]	Mobile	[[ ]]	
Do you consent to receiving electronic correspondence from the Department regarding tenement matters?	<input type="checkbox"/> Yes		<input type="checkbox"/> No	

## Section L: Declaration that application is complete and correct \*

I declare the information provided in this application is complete and accurate.



APPLICANT 1	Individual or Company Representative 1		Individual's Witness or Company Representative 1		<p> Ensure that applicants sign in the correct order, as listed in Section A.</p>
Print Name	1.	[[ ]]	2.	[[ ]]	
Signature	1.	[[ ]]	2.	[[ ]]	
APPLICANT 2	Individual or Company Representative 2		Individual's Witness or Company Representative 2		
Print Name	1.	[[ ]]	2.	[[ ]]	
Signature	1.	[[ ]]	2.	[[ ]]	

**COMPANY:** Sign in accordance with the *Corporations Act 2001*. If agent, written authority must be provided.

**INDIVIDUAL:** Signature must be witnessed by a person who is not a beneficiary of the application (e.g. not a joint applicant).

**Please refer to Section M on page 6 for Payment Details**

**Section M: ERA payment details \***

Fee	Exploration Licence – application fee		A\$	[[ ]]	<p> Refer to the current fee schedule for the applicable fee.</p>	
Payment Method	<input type="checkbox"/> Cash - in person only. Do not post. <input type="checkbox"/> Cheque - made out to 'DSD' <input type="checkbox"/> Money Order <input type="checkbox"/> Credit Card - DSD to contact applicant for card details <input type="checkbox"/> Credit Card - details below - Visa / MasterCard (circle one)		<b>OFFICE USE ONLY</b> RECEIPT			
	Card number					<p> CVV Code is the last 3 digits printed in the signature block on the back of the credit card.</p>
	Expiry MM/YYYY	[[ ]]	CVV security code	[[ ]]		
	Cardholder name					
	Cardholder signature					



**MINERAL EXPLORATION RELEASE AREA (ERA) : APPLICATION**

**USE THIS FORM TO:** Provide the details of a new client, or provide updated details for an existing client. One company or one individual per page only. No joint names.

**NOTE: Existing clients – only complete this page if any of your details have changed.**

<input type="checkbox"/> New Client <input type="checkbox"/> Existing Client – details have changed	ⓘ Tick one box only. Complete all fields below.
--	---

Is the client a subsidiary company?

<input type="checkbox"/> Yes - Provide holding company name	[]	ⓘ Ministerial consent is required for Trust applications.
<input type="checkbox"/> Yes - Provide Trust name:	[]	

Is the client acting on behalf of a trust?

**Client type:**

**Company**

Company name

[]			ⓘ If 'Company', provide <b>registered business street address</b> , and either an ABN or ACN.  New company clients need to attach a copy of their certificate of business registration.	
ABN	[]	ACN		[]
Registered address	[]			
Suburb / Locality	[]	[]		[]
		State	Postcode	
<input type="checkbox"/> <b>Individual</b>				
Surname	[]	Given names	[]	

**Client Contact Details**

Postal address is the same as company registered address above

Postal Address

[]			ⓘ Provide a postal address if it is different to the registered business street address.	
Suburb / Locality	[]	[]		
		State		Postcode
Email	[]			
Website	[]			
Telephone	[]	Mobile	[]	

**Contact Person for Inquiries**

Contact Name

[]	Position	[]	ⓘ A contact person <b>must</b> be nominated for each client.
Email			
Telephone	Mobile	[]	
Do you consent to receiving electronic correspondence from the Department regarding tenement matters?			
		<input type="checkbox"/> Yes	<input type="checkbox"/> No

**Certified Correct**

Name

[]	ⓘ May be certified by any appropriate person.
Signature	

**\* MANDATORY INFORMATION – must be supplied for the application to be considered valid**